

The Ultimate YouTube SEO Toolkit





This toolkit has everything you need to know about **video SEO**.

So if you want to rank your videos on **YouTube** and **Google**, you're in the right place.

Keep reading...

About the Author

[Share](#)*Brian*

I'm Brian Dean.

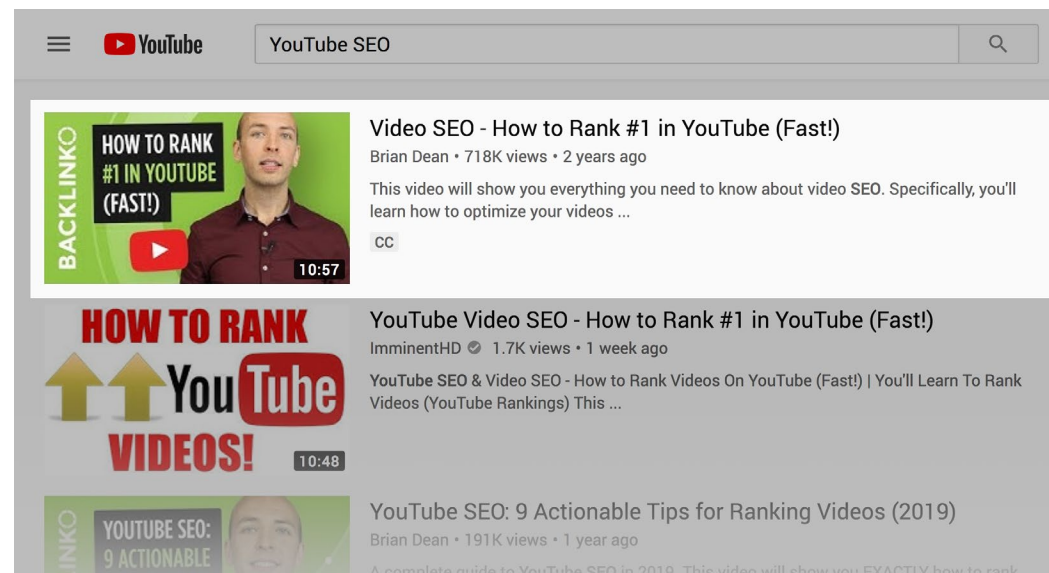
My first YouTube channel was a complete disaster.

I consistently uploaded high-quality videos...but no one watched them. (In fact, each of my videos averaged **only 27 total views**).

Yikes.

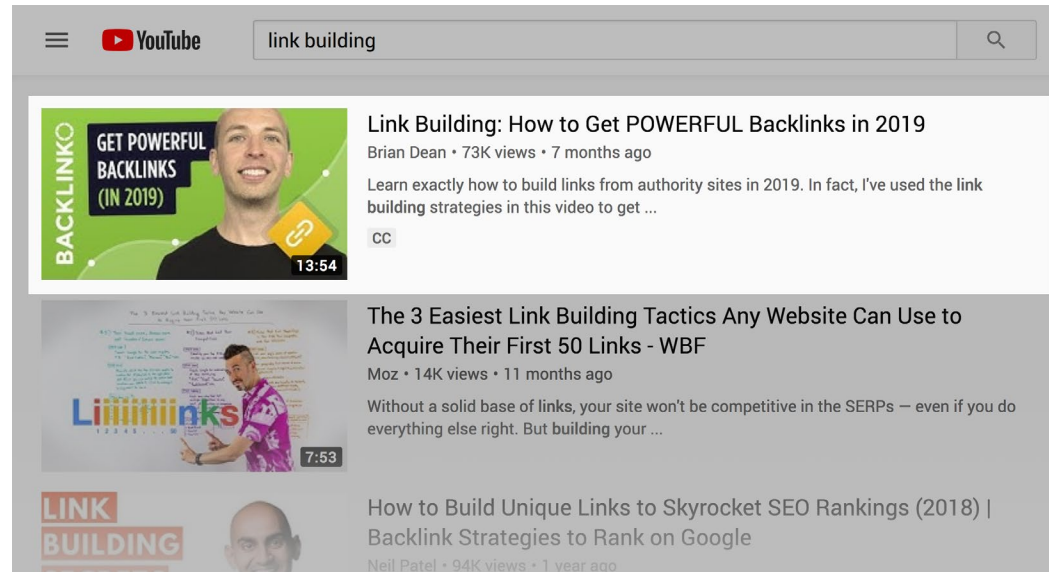
That's when I decided to take YouTube SEO seriously.

Today, I rank for some of the most competitive keywords on YouTube, like "YouTube SEO"...



...and “link building”:

Share



And today I'm going to show you exactly how I did it (step-by-step).


Contents



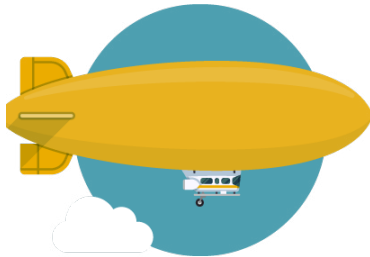
CHAPTER 1
**Video Keyword
Research**



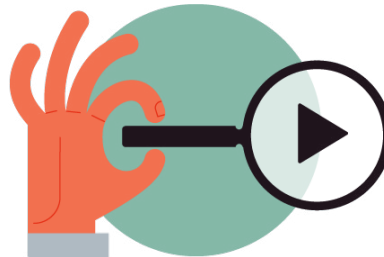
CHAPTER 2
**Create Awesome
Videos**




CHAPTER 3
**Video
Optimization**



CHAPTER 4
**Channel
Authority**




CHAPTER 5
**Ranking Videos
in Google**



CHAPTER 6
**Video Promotion
Strategies**

Chapter 1

Video Keyword Research





Keyword research for videos is
completely different than for text-
based blog posts.

Why?

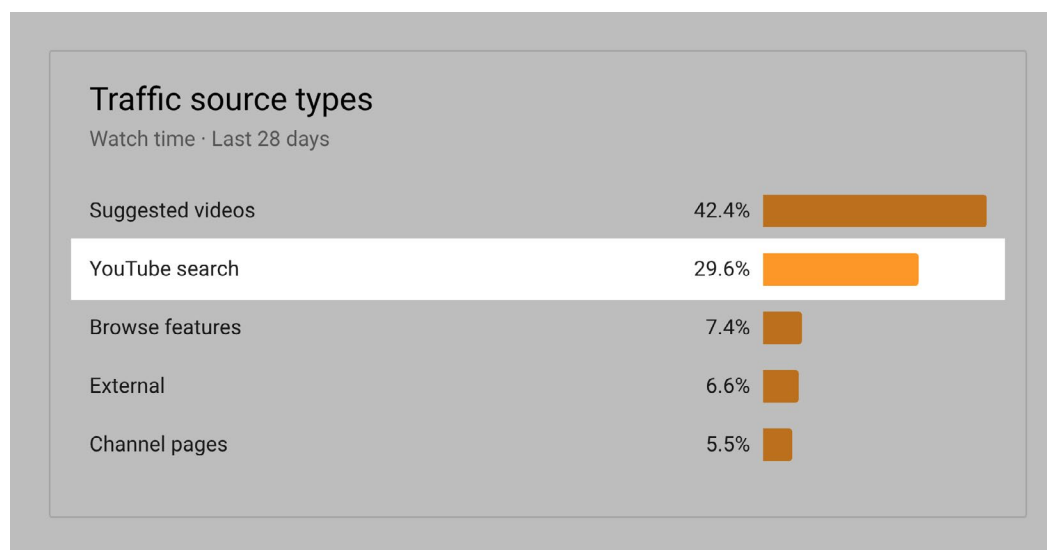
Two reasons:

Reason #1: Most of your views come from YouTube suggesting your video to their users.

[Share](#)

(Not from search engines)

Yes, you should optimize your videos for YouTube and Google search. But most people only get around 15-25% of their video traffic from search.



The rest come from suggested videos and “browse features”. I’ll show you how to optimize for these features later in this toolkit.

Reason #2: People use Google and YouTube in completely different ways.

Share



A keyword that gets 100k monthly searches in Google (like “life insurance”) may get only 50 in YouTube.

On the other hand, a keyword that gets a bazillion searches in YouTube (like “cute cats”), will get significantly less in Google.

(That said, tons of people search for cute cats on any platform. It’s the internet after all)

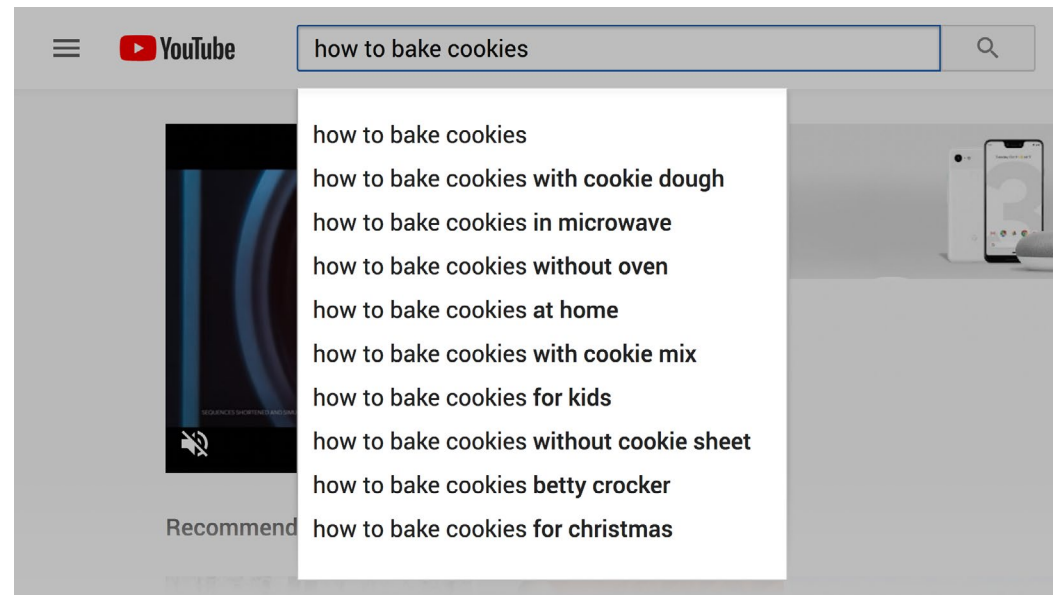
Now it’s time for me to show you my 5 favorite video keyword research techniques.

YouTube Suggest

[Share](#)

This works just like Google Suggest.

Type a keyword into the search field. Get a list of suggestions:




Don't underestimate the power of this technique. YouTube is literally telling you the exact keywords people search for. HUGE.

TubeBuddy Tags

[Share](#)

This nifty (free) extension show you the exact tags your competitors use for their videos.

First, [install the extension](#) on your Google Chrome browser:




Then head over to a competitor's video. Click the "tags" tab:

PERFECT Easy Chocolate Chip Cookies Recipe

5,331,228 views


35K 2.5K SHARE SAVE ...

 **BakeLikeAPro**
Published on Sep 15, 2014

PERFECT Easy Chocolate Chip Cookies Recipe

Easy ! Chocolate Chip Cookies Recipe !

SHOW MORE



tb Videolytics Compare Tools

SUMMARY

5.33M Total Views

3.17k Comments

36.0K 2.54K

TAGS

cookie (type of dish) chocolate chip cookie (dish) chocolate (food) chocolate chip (food) cake cookies 5

easy chocolate chip cookie recipe 2 perfect chocolate chip cookie recipe 13 best chocolate chip cookies 16

cooking (interest) recipe (website category)

Share



This will show you that video's tags:

tb Videolytics Compare Tools

SUMMARY

5.33M Total Views

3.17k Comments

36.0K 2.54K

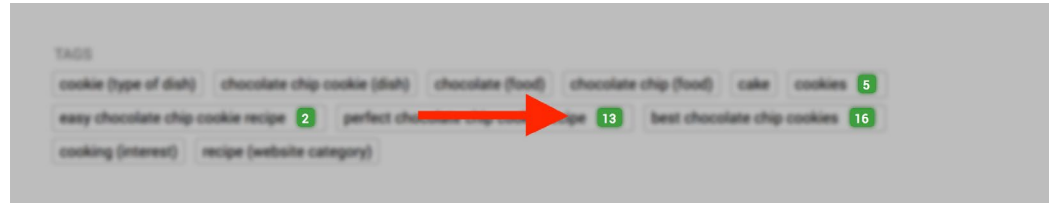
TAGS

cookie (type of dish) chocolate chip cookie (dish) chocolate (food) chocolate chip (food) cake cookies 5

easy chocolate chip cookie recipe 2 perfect chocolate chip cookie recipe 13 best chocolate chip cookies 16

cooking (interest) recipe (website category)

Also, the green numbers show you where that video ranks for those terms in YouTube search:



So if you find a poorly-optimized video that ranks for a keyword, add it to your list.

You can probably outrank that video by publishing a high-quality, keyword-optimized video (I'll show you exactly how to optimize your videos in Chapter 3).

Share



VidIQ Keyword Search

[Share](#)

VidIQ is a powerful freemium tool that with a focus on YouTube keyword research. And it's one of my favorite ways to uncover amazing keyword and topic ideas for my videos.

Here's how to use it:

#1: First, head over to the site and sign up.

vidIQ YouTube CERTIFIED

Solutions ▾ Extension Pricing Blog Testimonials | Login

Sign up to start using vidIQ to grow your YouTube channel for FREE.

**More Views,
Less Time**

Sign up to start using vidIQ to grow your YouTube channel for FREE.

Your Name

Email Address

Password

Confirm Password

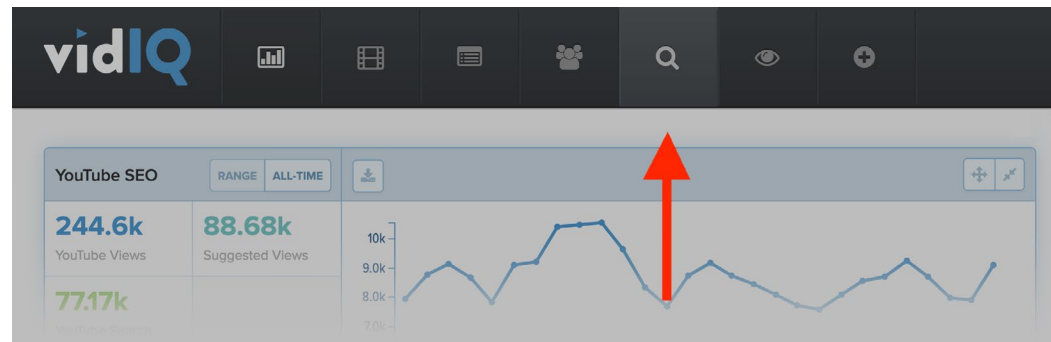
I agree to the [vidIQ terms](#)

SIGN UP FOR FREE

or [SIGN IN](#)

#2: Login and click on “SEO” in the top navigation.

Share



#3: Then, enter a keyword into it:

The screenshot shows the 'KEYWORD RESEARCH' tab in the vidIQ interface. It features a search bar with the text 'Paleo Diet' entered. To the right of the search bar is a blue button with a magnifying glass icon. Below the search bar, there is a copyright notice: '© 2016 vidIQ'.

#4: Boom! You get a list of keyword ideas. And helpful info to help you uncover low-competition, high-volume terms.

Share



<input type="checkbox"/> Related Keywords ?	▼ Related Score ?	Search Volume ?	Search Score ?	Competition Score ?	Overall Score ?	Number of Words ?
<input type="checkbox"/> paleo	22	1,875,000	96	33.1	81.45	1
<input type="checkbox"/> diet	15.1	15,000,000	100	79.1	60.45	1
<input type="checkbox"/> weight loss	13.01	15,000,000	100	89.62	55.19	2
<input type="checkbox"/> paleolithic diet	10.8	72,000	24	30.54	46.73	2
<input type="checkbox"/> nutrition	8.5	1,875,000	96	50.51	72.74	1
<input type="checkbox"/> health	7.7	5,000,000	98.5	69.18	64.66	1
<input type="checkbox"/> the paleo diet	7.35	34,500	11.5	33.7	38.9	3
<input type="checkbox"/> dieting	7.25	1,875,000	96	63.32	66.34	1
<input type="checkbox"/> ketogenic diet	7.2	789,474	90.5	59.58	65.46	2
<input type="checkbox"/> low carb	6.9	3,750,000	98	46.82	75.59	2
<input type="checkbox"/> keto diet	6.3	7,500,000	99	54.94	72.03	2
<input type="checkbox"/> paleo diet explained	5.6	170,455	56	34.04	60.98	3
<input type="checkbox"/> fat loss	5.4	1,875,000	96	86.55	54.72	2
<input type="checkbox"/> lose weight	4.8	15,000,000	99.5	82.29	58.61	2
<input type="checkbox"/> how to lose weight	4.55	7,500,000	99	86.61	56.19	4
<input type="checkbox"/> what is paleo diet	4.55	97,500	32.5	35.93	48.28	4

YT Cockpit

[Share](#)

YTCockpit is one of the few keyword research tools on the market designed specifically for YouTube.

#1: To use it, enter a seed keyword into the tool:

The screenshot shows the YTCockpit web application interface. At the top, there is a blue header bar with the text "Seed" and a close button. Below the header is a light blue bar with a "Save and close" button. The main content area is divided into several sections:

- Add a New Keyword Phrase:** This section contains a "Keyword Phrase" input field with the text "video seo" and a dropdown arrow. Below it is an "or" label and a "Website" input field.
- Countries and languages:** This section contains a "Language" dropdown menu set to "English" and a "Location" dropdown menu set to "All Countries and Territories".
- Name and Tag:** This section contains a "Name" input field and an "Icon" field with a row of icons: a key, a globe, a document, a folder, a file, and a trash can.
- YouTube Suggest Synonyms:** This section is checked and contains two sub-sections:
 - Automatically:** Contains three checkboxes: "append" (checked), "prepend" (unchecked), and "add between words" (unchecked).
 - Characters:** Contains five checkboxes: "Space" (checked), "0-9" (checked), "a-z" (checked), "äöü (Deutsch)" (unchecked), and "àâçèéëîïôùú (Français)" (unchecked).
- Google Adwords Synonyms:** This section is unchecked.
- Google Suggest Synonyms:** This section is unchecked.
- Google Related Searches Synonyms:** This section is unchecked.

#2: YTCockpit will show you a slew of keyword suggestions...and important metrics for each keyword.

Like any keyword research tool worth its salt, YTCockpit shows you basic information for each keyword suggestion (like search volume and CPC).

Share



Dashboard video seo						
All Countries and Territories English Expand Refresh New SEcockpit Search						
Keyword		AdWords				
Score	Phrase	Monthly Searches...	CPC	HD Videos	AVG Views	
	video seo	4,400	\$0.59		134,490	
	youtube video seo	1,000	\$1.86		112,148	
	video marketing seo	590	\$12.12		66,085	
	video seo expert	320	\$10.82		69,184	
	yoast video seo	210	\$1.44		38,966	
	seo ha joon video twitter	210	\$0.00		354,258	
	video seo services	170	\$7.62		51,643	
	video seo 2018	140	\$2.28		143,808	
	video seo company	70	\$9.03		49,533	
	what is video seo	70	\$0.00		101,794	
	seo video youtube 2018	50	\$0.38		98,541	
	cách seo video lên top	40	\$0.12		23,431	
	video seo tool	40	\$4.54		73,463	
	hướng dẫn seo video youtube	30	\$0.21		26,264	
	video seo tips	30	\$0.00		135,362	














(It's important to note that "Monthly Searches" in YTCockpit represent the amount of Google searches. So yeah, it's not 100% accurate. But these numbers give you a rough idea of the interest people have on that topic).

#3: But what I REALLY like about this tool is that it sizes up the competition in YouTube.

YTCockpit shows you the average video length, number of likes and amount of comments for each video that ranks for a given keyword:

Share



HD Videos	AVG Views	AVG Likes	AVG Duration	AVG Vide...	AVG Views
	102,155	3,252	00:13:35	240	15,811,328
	111,139	3,921	00:11:48	207	21,265,330
	64,532	2,006	00:18:40	242	5,402,052
	68,924	1,992	00:11:03	224	2,715,937
	153,182	1,190	00:04:24	5,791	490,958,476
	19,907	412	00:25:50	299	3,552,638
	51,616	1,926	00:12:29	242	52,343,541
	139,441	3,766	00:14:09	275	12,553,122
	90,561	2,793	00:10:06	306	8,918,502
	16,413	137	00:09:29	103	645,814
	89,713	3,144	00:11:57	426	62,444,428
	86,871	2,822	00:20:52	291	11,566,314
	39,302	896	00:21:14	202	6,422,652
	86,828	2,755	00:08:53	247	7,591,757
	114,826	1,002	00:13:16	352	252,857,142

#4: And if you click on a keyword suggestion, they'll show you a detailed breakdown of the YouTube SERP:

Share



Keyword Analysis

Keyword		AdWords		YouTube		
Score	Phrase	Monthly Searches	CPC	HD Videos	AVG Views	AVG Likes
<div></div>	video seo	4,400	\$0.59	<div></div>	102,155	3,252

You

Analysis Top 20 Results

Show description

Search Broad video seo

Search Broad video seo

New Backlink-Spy search with all url's

New Backlink-Spy

YouTube									
Th...	Title	Category	Duration	SD or HD	Views	Likes	Dislikes	Comments	Published
<div></div>	Vid...	Howto & Sty...	00:10:57	hd	703,322	23,148	1,085	2,750	30.11.2016 ...
<div></div>	YO...	Entertainme...	00:14:24	hd	50,354	2,048	207	305	14.06.2018 ...
<div></div>	Yo...	Howto & Sty...	00:15:14	hd	185,102	8,385	145	1,914	06.12.2017 ...
<div></div>	Vid...	Education	01:02:57	hd	804	52	2	17	03.10.2018 ...
<div></div>	VID...	Entertainme...	00:13:51	hd	56,101	2,488	86	2,096	10.10.2017 ...
<div></div>	Yo...	Howto & Sty...	00:05:07	hd	84,108	1,208	119	344	26.12.2017 ...
<div></div>	Yo...	Education	00:11:03	hd	128,153	6,931	404	968	13.05.2017 ...
<div></div>	A Y...	Howto & Sty...	00:14:06	hd	5,194	171	14	45	26.11.2018 ...
<div></div>	Th...	Science & T...	00:04:34	hd	27,868	547	40	154	18.12.2013 ...
<div></div>	Ho...	Film & Anim...	00:06:34	hd	87,723	3,306	138	869	13.07.2017 ...
<div></div>	Yo...	People & BL...	00:08:32	hd	4,694	362	10	216	17.10.2018 ...

Why is this helpful?

If you see that the first page is packed with massively successful videos, you probably want to scratch that keyword off of your list.

(It takes A LOT of time and energy to make a video. And don't want to create a video that's going to get buried.)

This competition analysis feature helps you avoid this pesky problem.

YouTube Studio Stats

Share



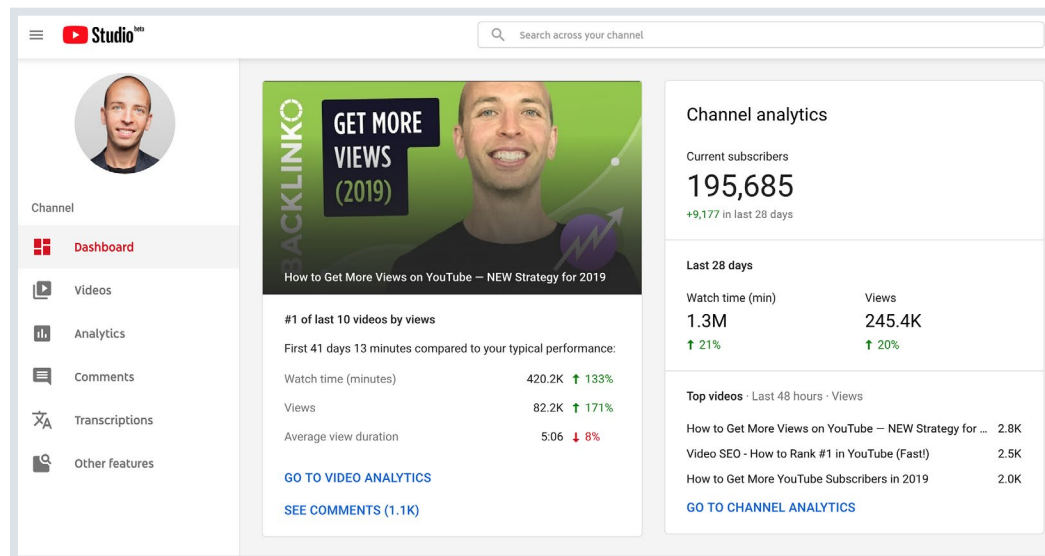
I saved the best for last.

If your channel has at least some traction, YouTube Studio will be your BEST source of awesome keywords.

Why? Because YouTube Studio shows you keywords that you already rank for.

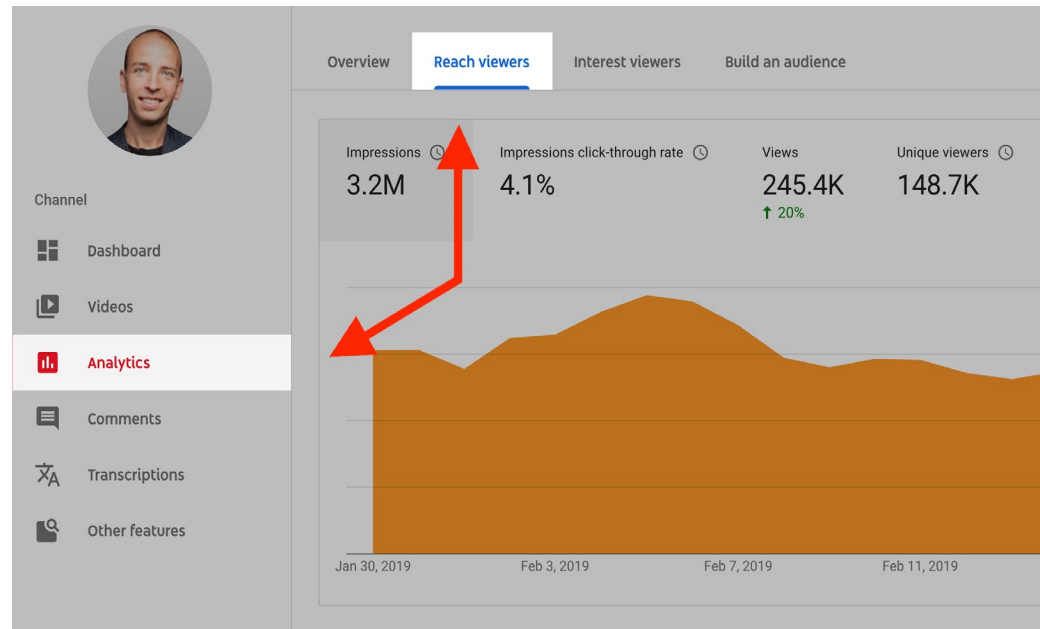
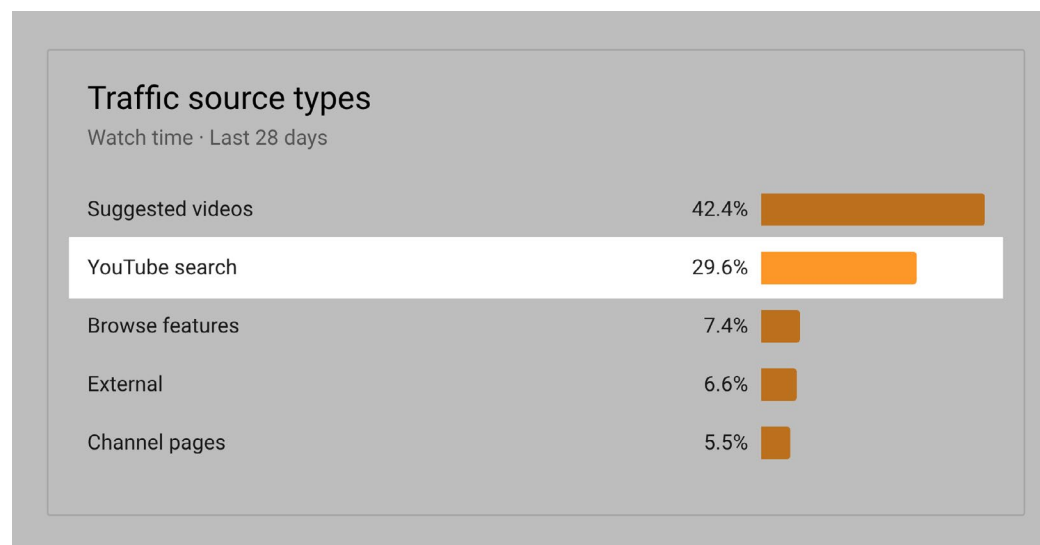
Let me show you how it's done:

#1: First, head over to your YouTube Studio dashboard.



#2: Click “Analytics” and “Reach Viewers”:

Share

**#3:** Click on “Traffic Source: YouTube Search”.

#4: Voila! You can see all of the keywords that you rank for:

Share



Traffic source > YouTube search		Views		Average view duration	Watch time (minutes)	
<input type="checkbox"/>	Total	77,166	100.0%	4:51	374,691	100.0%
<input type="checkbox"/>	how to get more views on youtube	7,329	9.5%	5:06	37,385	10.0%
<input type="checkbox"/>	how to get views on youtube	7,800	10.1%	4:37	36,099	9.6%
<input type="checkbox"/>	youtube seo	1,751	2.3%	6:18	11,048	2.9%
<input type="checkbox"/>	brian dean	1,006	1.3%	4:36	4,629	1.2%
<input type="checkbox"/>	seo	991	1.3%	4:18	4,269	1.1%
<input type="checkbox"/>	backlinko	883	1.1%	4:28	3,945	1.1%
<input type="checkbox"/>	how to get more subscribers on youtube	1,035	1.3%	3:33	3,675	1.0%
<input type="checkbox"/>	seo tutorial	683	0.9%	5:19	3,640	1.0%
<input type="checkbox"/>	how to get more views	657	0.9%	4:42	3,098	0.8%
<input type="checkbox"/>	seo youtube	557	0.7%	5:32	3,088	0.8%
<input type="checkbox"/>	how to get youtube views	555	0.7%	5:14	2,912	0.8%
<input type="checkbox"/>	keyword research	490	0.6%	5:40	2,779	0.7%
<input type="checkbox"/>	how to get views	578	0.7%	4:18	2,488	0.7%
<input type="checkbox"/>	get more views on youtube	374	0.5%	5:51	2,188	0.6%
<input type="checkbox"/>	how to get subscribers on youtube fast	698	0.9%	2:48	1,965	0.5%
<input type="checkbox"/>	how to increase views on youtube	327	0.4%	5:57	1,647	0.4%

You can do two things with the keywords that you find on this list...

Thing #1: Optimize an Existing Video Around That Keyword

[Share](#)

If you have a video that ranks for a keyword — but it's not well optimized for that specific keyword — optimize your video for that term.

With some video on-page SEO, you can usually blast your way to the top of the search results.

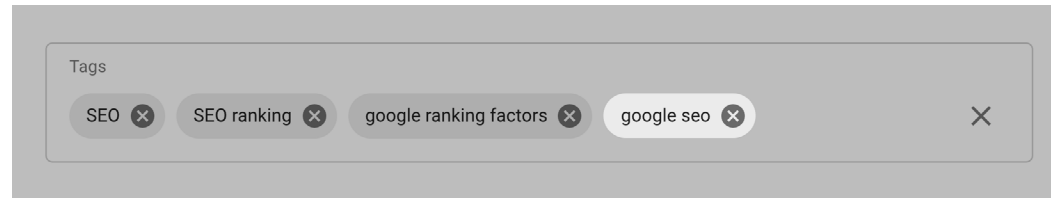
For example, this video of mine ranks #7 for “Google SEO”



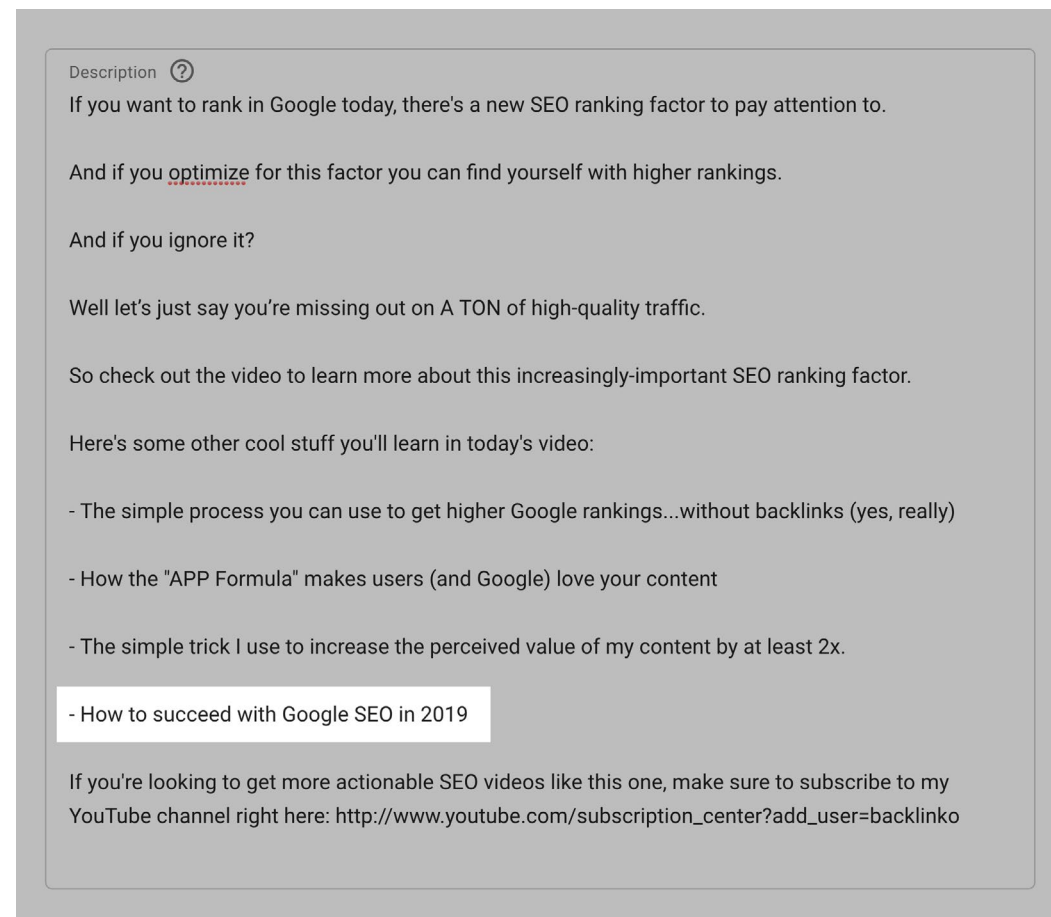
But this video isn't well optimized around that keyword.

#1: So all I'd need to do is add that term as a tag...

Share



#2: ...and mention it in my video description. Simple yet effective.



Thing #2: Create a New Video For That Keyword

[Share](#)

This is pretty straightforward:

Instead of optimizing an old video around a keyword, create a whole new video.

This way, your video is laser-targeted for that keyword. Which means it's likely to rank better than a video that's only partially optimized around that term

OK, so you have a list of keywords in-hand. Nice work.

What's next?

It's time to create an awesome video. And that's exactly what I'll show you how to do in Chapter 2.



Chapter 2

Create Awesome Videos



If you want to rank in YouTube, your videos need to be awesome.

The question is:

What does “awesome” actually mean?

A video that’s “awesome” to me might make you want to toss your laptop out the window.

Well in the world of YouTube, “awesome” is measured by a few key metrics, like:

- Session Time
- Watch Time
- Audience Retention
- Engagement
- CTR

And when you create videos with these YouTube ranking factors in mind, you can find yourself sitting pretty at the top of the search results.

With that, it’s time for me to break down each of these ranking signals...

...and show you how to create videos optimized for each one.

Share



Total Watch Time

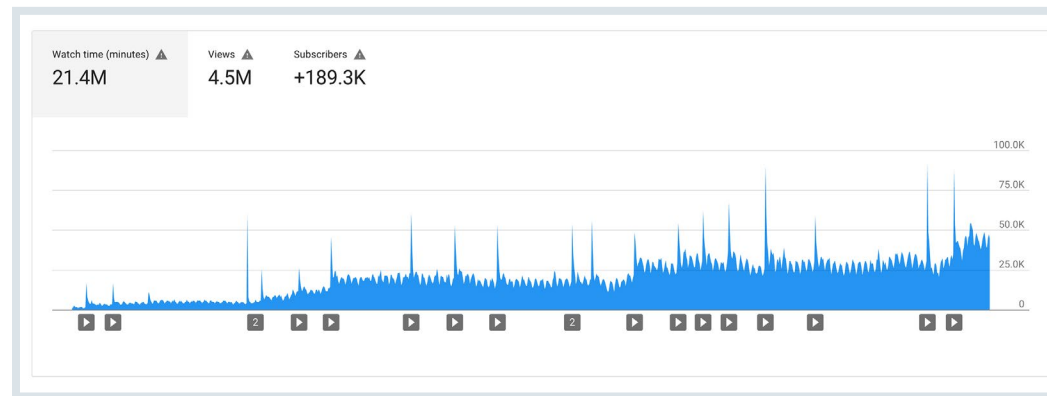
[Share](#)

Total Watch Time is likely YouTube's #1 ranking factor.

What is Total Watch Time?

Total Watch Time (TWT) is the amount of watch time minutes that your video accrues.

You can see this metric in YouTube Studio:



How can you optimize for TWT?

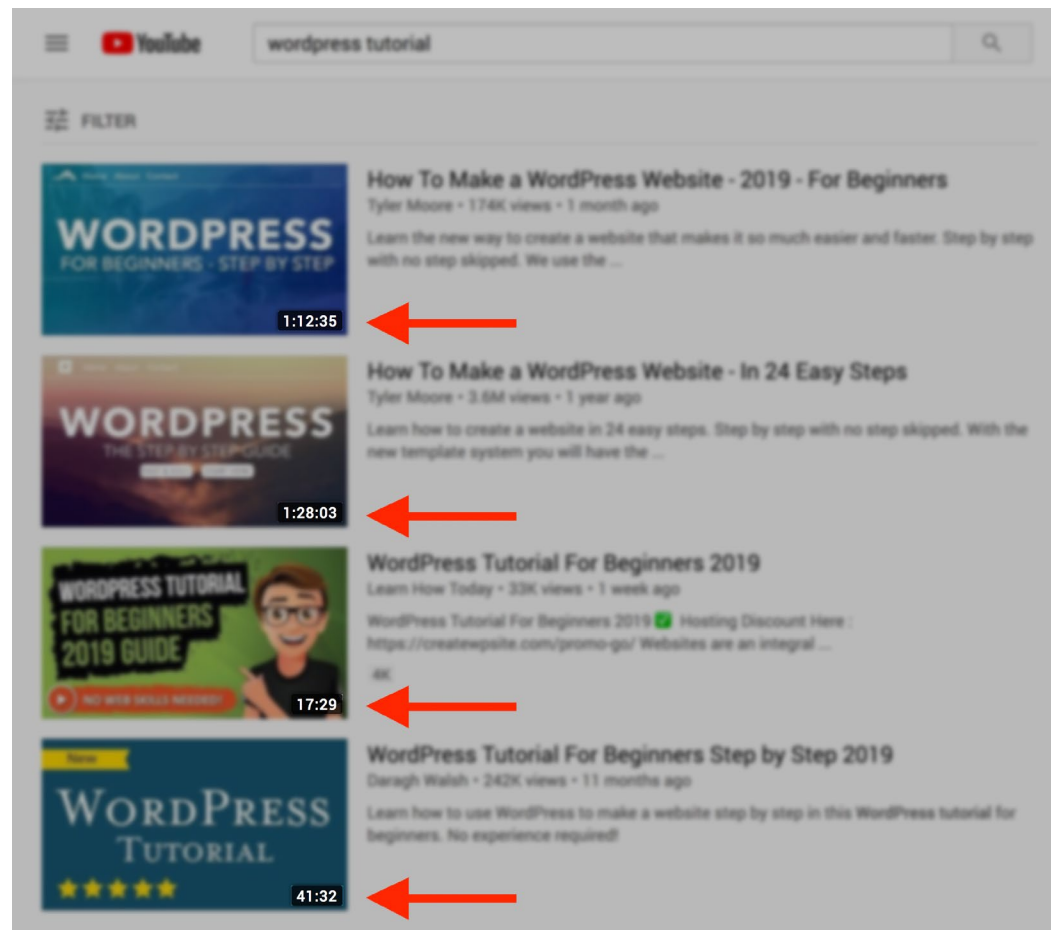
First, create long videos.

[Share](#)

Let's say you publish two videos:

Video A is 12 minutes. Video B is 4 minutes. And on average, people watch about 40% of each video. At the end of the day, Video A will have 3x the watch time of video B!

In fact, if you look at the results for competitive keywords, you'll notice that the top-ranking videos are pretty darn long:



Second, create videos that maximize audience retention.

I'll show you how to do that right now.

Share



Audience Retention

YouTube's other big "on video" ranking signal is audience retention.

Audience retention is the amount of your video (as a percentage) that people watch.



Obviously, the more of your video people watch, the better.

Focus On The First 15 Seconds

[Share](#)

The first 15 seconds of your video is HUGE.

In fact, YouTube recommends focusing on this critical part of your video.

View by types of audience retention

Use the options above the graph to view **Absolute audience retention** or **relative audience retention**. Learn what each of the reports show by clicking below.

Absolute audience retention ^

Use this report to see what parts of the video are most popular. The absolute audience retention curve shows the number of views for every moment of a video as a percentage of the total number of video views.

Tip: Pay close attention to the first 15 seconds of every video — that's when viewers are most likely to drop-off.

Relative audience retention v

Note: The audience retention graph is based on world-wide data even if you've selected to see data for a specific location.

Why?

Because their data has found that if you hook someone in the first 15 seconds, you've hooked them for good.

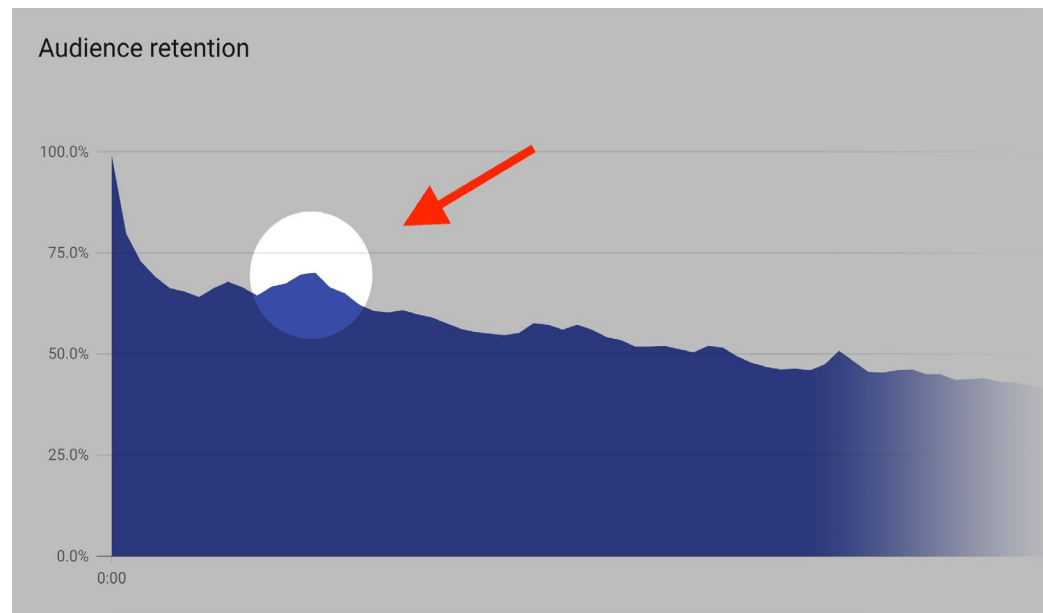
(The opposite is also true. If you lose someone in the first 15 seconds, they're not going to stick around).

Look For Peaks and Valleys

[Share](#)

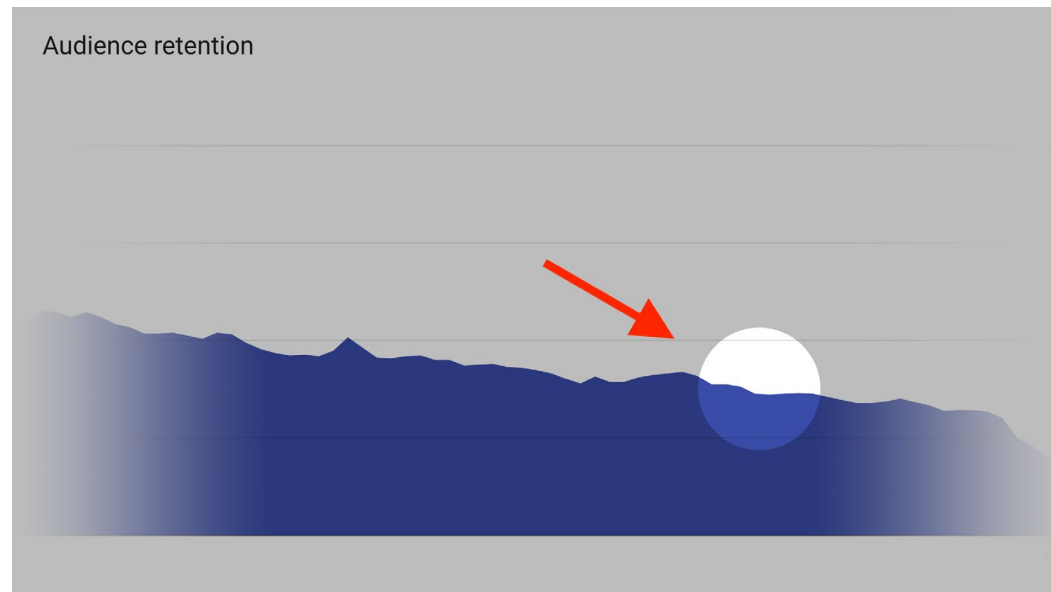
Spend a few minutes checking out the audience retention reports for your videos.

Specifically, look for spots where audience retention peaks...



...and drops:

Share



Then, in future videos, double down on what works. And eliminate elements of your video that's making people click away.

Use “Pattern Interrupts”

[Share](#)

Pattern interrupts are moments in your video where you change things up.

And sprinkling in one or two Pattern Interrupts per video can make a BIG difference in your audience retention.

I always add 1-2 pattern interrupts per video (usually me doing something silly):

These brief funny moments reset people’s attention. And instead of clicking away, they keep watching.



Session Watch Time

[Share](#)

Session Watch Time is YouTube's "uber metric".

It's basically how long viewers spend on YouTube's platform after seeing your video.

When YouTube confirmed this ranking factor they stated:

"As with previous optimizations to our discovery features, this should benefit your channel if your videos drive more viewing time across YouTube."

In other words: "We reward videos that keep people on YouTube."

Unfortunately there's no way to directly measure Session Watch Time.

(Why? If someone clicks on a video that doesn't belong to you, you can't see any analytics for that video. But it WILL add to your video's Session Watch Time)

If you can't measure Session Watch Time, how can you optimize for it?

#1: First, create playlists.

That way, your Session Watch Time automatically increases whenever someone watches your playlist.

Share



Advanced SEO Strategies and Case Studies

8 videos • 21,500 views • Last updated on Dec 18, 2018

Advanced SEO strategies that cover topics like keyword research, user experience signals and link building.

Brian Dean

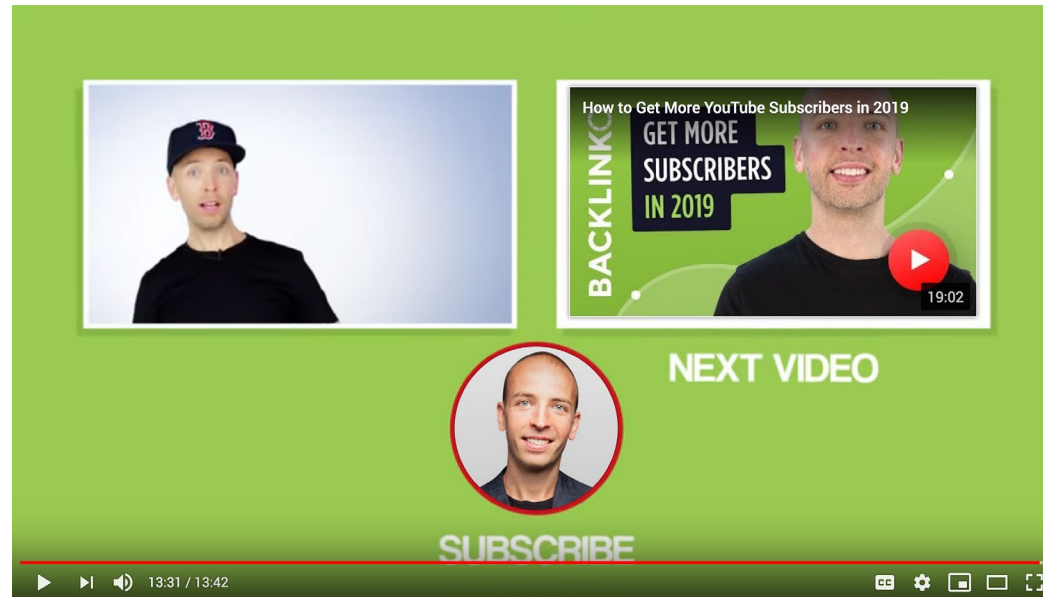
EDIT

- 1 **Advanced Step-By-Step SEO Tutorial (2019)**
Brian Dean
13:53
- 2 **How to Get More Organic Traffic (FAST)**
Brian Dean
6:47
- 3 **Ecommerce SEO - Get Traffic to Your Online Store [Top 4 Factors]**
Brian Dean
8:59
- 4 **Advanced Keyword Research Tutorial (5-Step Blueprint)**
Brian Dean
10:50
- 5 **Advanced SEO Strategy That Gets Results**
Brian Dean
6:31
- 6 **How to Get Higher Google Rankings in 2019 [New Checklist]**
Brian Dean
12:09
- 7 **Link Building: How to Get POWERFUL Backlinks in 2019**
Brian Dean
13:54
- 8 **How to Get More Traffic in 2019 (9 New Strategies)**
Brian Dean
14:11

(A win-win)

#2: Next, include links to one of your other videos at the end of each video...and a link to your channel:

Share



(You'll need to use [YouTube's End Screen feature](#) to set this up).

Again, this encourages your user to stay on YouTube instead of clicking away.

User Engagement

[Share](#)

Now it's time for another key video ranking signal: User Engagement.

YouTube doesn't want their users to passively sit back and watch your video.

Instead, they want to see that people **actively engage with your video.**

Specifically they measure how many people:

- Like
- Comment
- Subscribe
- Share
- Add your video to a playlist

The more of these signals YouTube sees, the more they know that your video is keeping their users engaged on the platform.

Here are 3 tips to maximize user engagement signals:

#1: Ask People to Comment on Your Videos

[Share](#)

People LOVE giving their opinions.

But people HATE thinking.

So to increase the odds that people comment on your video, **give your viewers something specific to comment on.**



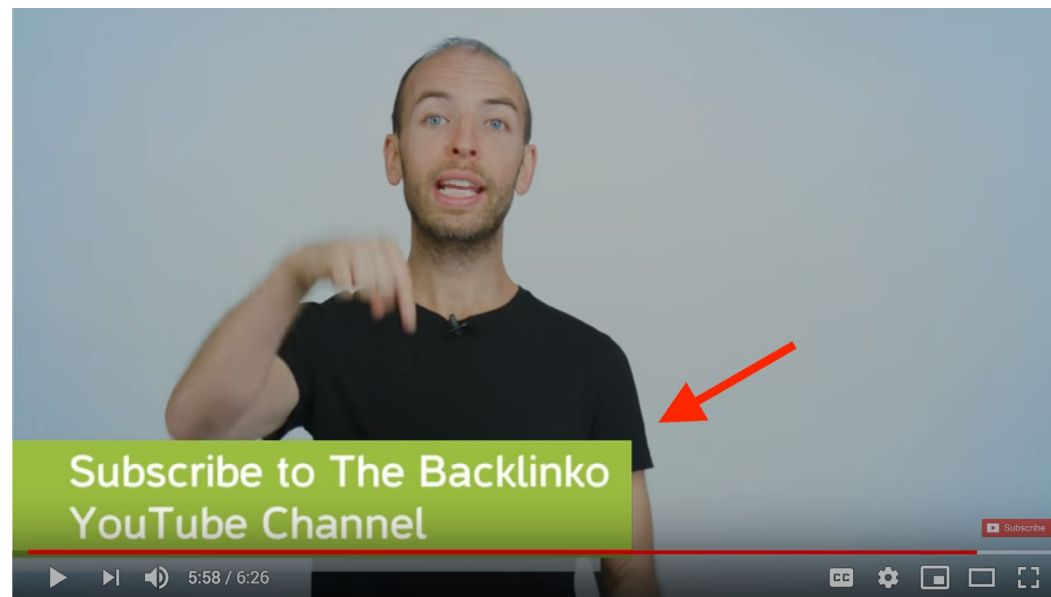
#2: Add a Clear “Subscribe” CTA To Your Script

[Share](#)

Don't be afraid to ask people to subscribe to your channel.

In fact, I recommend adding a clear call-to-action at the end of every video, like this:

(Yes, I realize that I look crazy in that shot)



#3: Reply to Comments

[Share](#)

When you reply to comments, you encourage more people to comment.

More comments=more engagement=higher rankings.


I make sure to reply to 100% of the comments that come in during the first 24 hours that my video goes live:



Now that you have an awesome video, it's time to keyword-optimize it.

Chapter 3

Video Optimization



Video Title

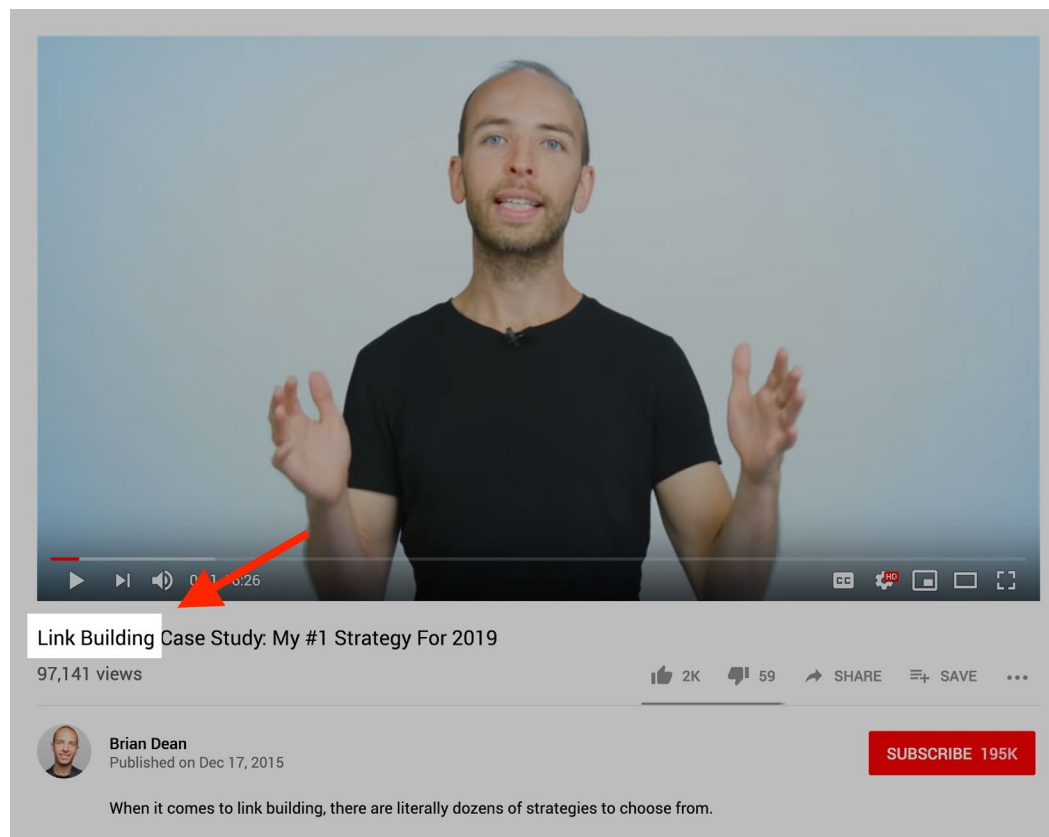
You have two goals with your video title:

Goal #1: Include your target keyword.

Goal #2: Maximize click-through-rate (CTR).

I'll show you everything you need to know about CTR later in this chapter. But for now, let's focus on keyword-optimizing your title. All you need to do here is include your target keyword **ONCE** in your title.

Share



Video Description

Share




I recommend writing 200+ word descriptions for each video.

Why?

Longer descriptions give YouTube a deeper understanding of your video's topic.

Video SEO - How to Rank #1 in YouTube (Fast!)

703,923 views 22K 1K SHARE SAVE ...

 **Brian Dean**
Published on Nov 30, 2016 [SUBSCRIBE 195K](#)

This video will show you everything you need to know about video SEO. Specifically, you'll learn how to optimize your videos around YouTube's top 5 ranking factors.

In fact, these are the same five factors that I focus on for every video that I publish. They're the main reason that my videos rank in the top 3 for keywords like "SEO", "link building", "get traffic" and more.

So what are these five YouTube SEO ranking factors?

The first is called Total Watch Time. This is simply how many minutes of watch time your video has accumulated since you published it. The more Total Watch Time your video has the higher it will rank in the search results (in general).

Next up we have mastering the hook. This is simply making sure you hook your viewer in the first 15 seconds of your video. You want to get someone to watch the first 15 seconds – you want to hook them. In the video I show you how I use "The PPF Formula" to create intros that keep people engaged.

Our third ranking factor is making sure that your title is keyword optimized. This is pretty basic stuff, but it's important.

Once you've optimized your title, it's time to optimize the video itself. As you'll see, this is something that you'll need to do before you shoot. Trying to optimize an old video doesn't work very well (trust me, I've tried it). Instead, you'll need to plan your keyword optimization well before you hit "record".

Finally, we have maximizing user engagement signals (likes, comments, subscribes etc.). This shows YouTube that people are interacting with your video.

Last up, we have a bonus tip: optimize your video for CTR. This ranking factor is becoming more important for video SEO. And this is a trend that's not likely to end anytime soon. After all, a high-CTR shows Google and YouTube that your video is a great result for that search.

And towards the end of this video you'll learn how to quickly boost your CTR.

If you're looking to get more actionable SEO videos like this one, make sure to subscribe to my YouTube channel right here: http://www.youtube.com/subscription_c...

And this deeper understanding helps your video show up as a suggested video on more videos:

Share



The screenshot shows a video player interface with a search analytics dashboard on the left and a 'Up next' video list on the right.

Search Analytics Dashboard:

- Clicks:** 969
- \$4.0 per click**
- 0.57 clicks per search**
- Global volume:** 2K
- Top countries by volume:**
 - United States: 1,700
 - Canada: 80
 - India: 80
 - Philippines: 80
 - Australia: 10
- Search suggestions:**
 - cell phone repair shops near...
 - cell phone repair shop
 - cell phone repair shop near
 - cell phone repair store near
- Newly discovered:**
 - cell phone repair shop el pas...
 - cell phone repair shop in fre...
 - cell phone repair shop annis tx

Up next video list:

- Video 1:** "The SEO ranking factor you MUST master in 2019 (and Brian Dean 516K views". Video thumbnail shows a man speaking with the text "SEO RANKING FACTOR TO MASTER IN 2019 (& BEYOND)". Duration: 9:53.
- Video 2:** "SEO For Beginners: A Basic Search Engine Ahrefs 78K views". Video thumbnail shows a man climbing a stack of blocks with the text "CLIMB THE GOOGLE RANKINGS". Duration: 19:40.
- Video 3:** "7 Landing Page Hacks That'll Double Your Sales Affiliate World Conferenc... 204K views". Video thumbnail shows a man speaking with a geometric background. Duration: 47:09.
- Video 4:** "SEO Mistakes: Why 91%". Video thumbnail is partially visible.

YouTube Video Tags

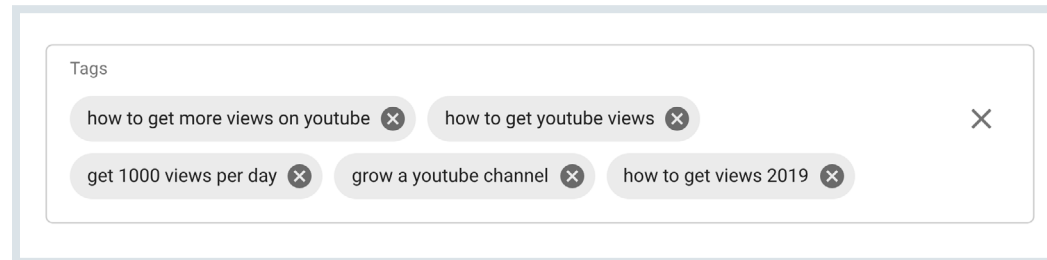
[Share](#)

Tags aren't nearly as important as they were back in the day.

That said, YouTube still asks for tags. So I recommend using them.

I honestly don't put a ton of thought into tags.

I simply include 5-ish tags that make sense for my video.



And I make sure that one of the tags is my target keyword.

That's it.

Say Your Target Keyword in Each Video

Share



Remember that YouTube can understand what you say in your video.

They're not perfect at it...

Actions ▾	
0:00.0 0:01.5	hey guys welcome to the back like Oh
0:01.5 0:03.9	youtube channel why train you guys as
0:03.9 0:06.1	marketers to get higher rankings and
0:06.1 0:07.6	more traffic when i launched my first
0:07.6 0:11.2	website back in 2008 SEO was a huge
0:11.2 0:13.2	struggle for me but over the years I
0:13.2 0:15.8	learned how to use why SEO to get higher

...but in my experience they correctly understand 90% of the words in a given video.

Plus, you can upload a transcript to make sure YouTube gets every word right (more on that next).

And when YouTube hears you say your target keyword in your video, it helps them understand that your video is about that keyword.

That's why I make sure to say my keyword once or twice per video:



Share



Upload a Transcript

[Share](#)

A transcript helps YouTube fully understand your video's topic.

In my experience, this helps your video show up in more suggested videos.

Optimize Your Video for CTR

My experiments have revealed that YouTube uses CTR as a BIG ranking signal.

If lots of people search for a keyword in YouTube — and click on your result — you'll likely get a rankings boost.

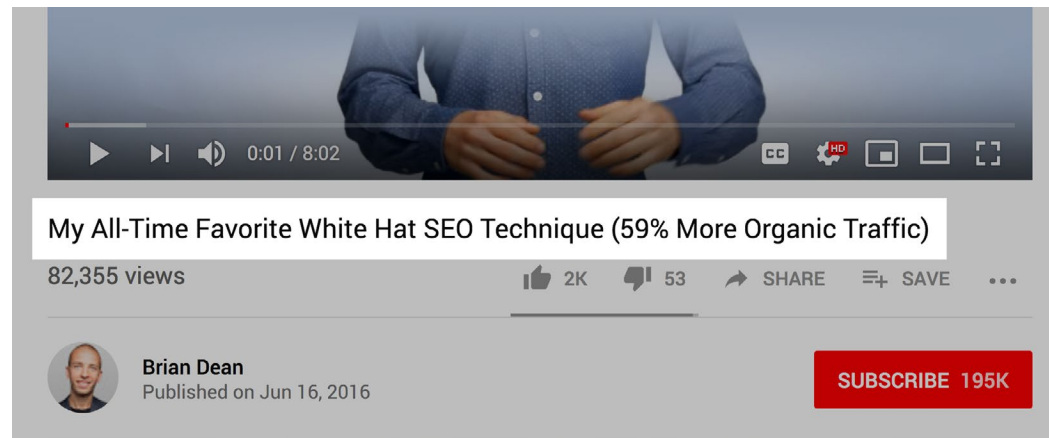
The question is:

How can you optimize your video for CTR?

CTR Booster #1: Compelling Title.

Yes, you want to include your target keyword in your video title. But the rest of your title should be dedicated to attracting more clicks.

Share



Pro Tip: Don't use clickbait titles. Yes, you'll get more clicks in the short-term. But your audience retention numbers will make YouTube bury your video.


CTR Booster #2: Eye-Catching Thumbnails.

Share



Pro YouTubers know that your thumbnail can make or break your video's success.


So make sure to create a custom thumbnail that stands out.



The Only SEO Strategy You Need (2019)
Nathan Gotch • 38K views • 9 months ago

Wondering how to rank on the 1st page of Google? You need a complete SEO strategy. In this video, I'm going to show you my 4 ...


CC



My All-Time Favorite White Hat SEO Technique (59% More Organic Traffic)
Brian Dean • 82K views • 2 years ago

Want to see white hat SEO in action? Then check out this step-by-step case study. In this video you'll see EXACTLY how Emil ...

CC



SEO in 2019 What Will and Won't Work | Neil Patel
Neil Patel • 69K views • 1 month ago

Today I'm going to share with you SEO in 2019 - what will and won't work. As time goes on SEO is becoming harder and harder ...

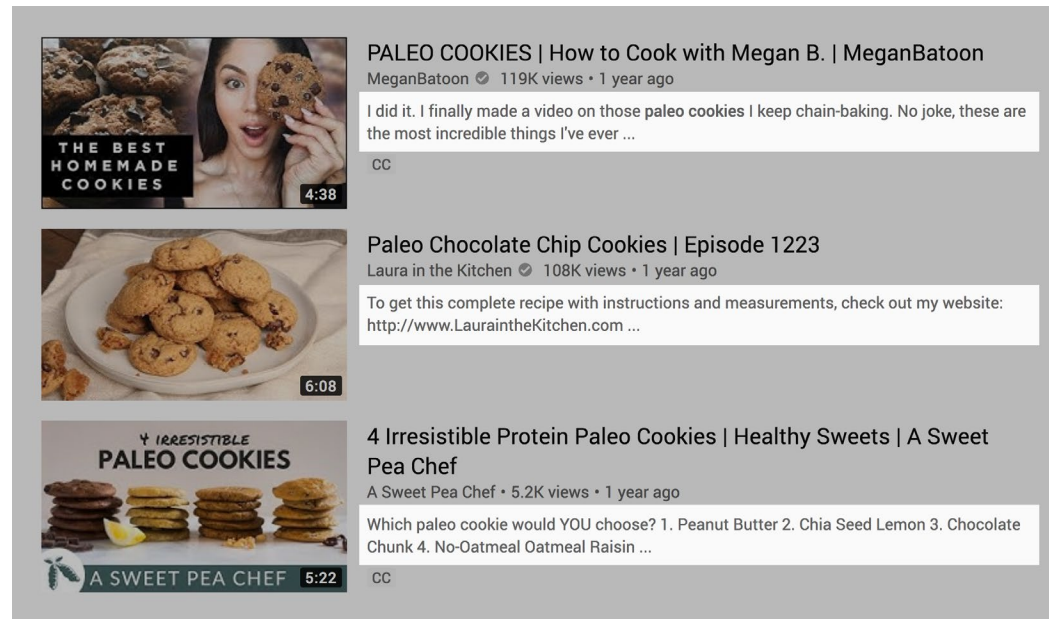
CC

CTR Booster #3: Attention-Grabbing Description.

Share



YouTube displays the first 125 characters of your description in the search results.



Your first 125 characters should compel someone to click on your result.

OK so you have a kick-butt video that's optimized for your target keyword.

Now it's time to dive into one of the most underrated video SEO ranking signals: channel authority.

Chapter 4

Channel Authority



Your Channel's Branding and Messaging

Share



Here's where you answer the question:

“How is your channel different than all the others on YouTube?”

If your channel doesn't answer this question, new visitors have to wonder why you exist. And you'll miss out on potential subscribers.

But when you broadcast a consistent message, your target peeps will slam the “subscribe” button.

In my case, I knew that my target audience wanted to get “higher rankings and more traffic”.

So I made my channel's slogan: “higher rankings and more traffic”.

Simple, yet effective.

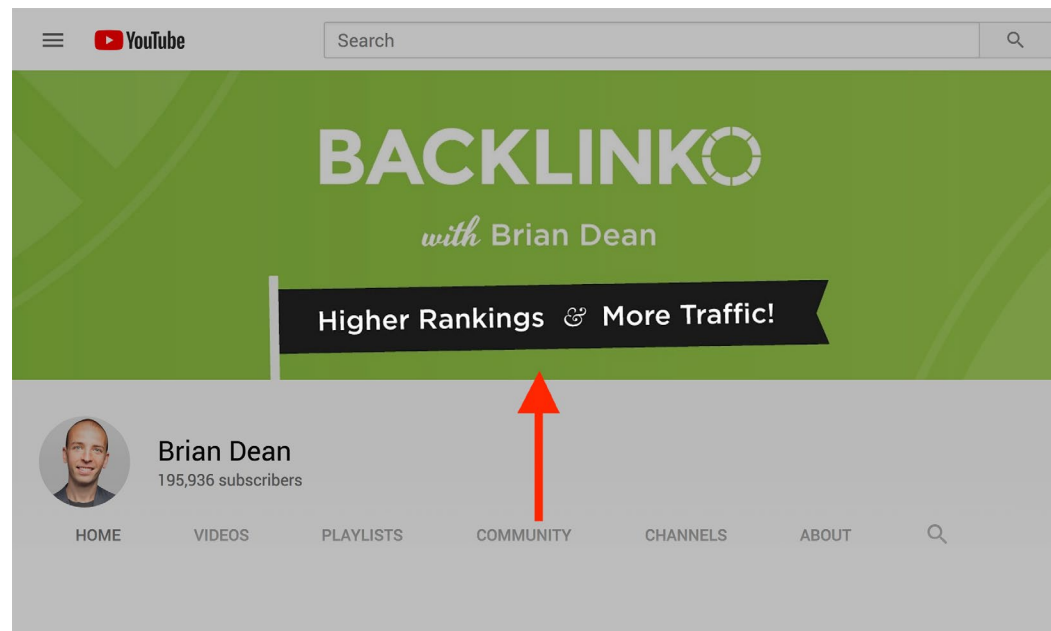
And in the rest of this chapter I'll show you actionable tips you can use to boost your channel's branding and authority.

Your Channel Header

Make sure to include your channel's slogan here.

Here's an example from my channel:

Share



Animated Logo

Share



Your animated logo is HUGE for your channel's brand.

In the early days of my channel, I'd simply include my company logo:



BACKLINKO TV

Today, I also include my channel slogan:

That way my brand message is reinforced with every video view.

Share



About Page Description

Share



Don't forget to include your slogan early in your channel's about page:

196,036 subscribers • 4,514,454 views
Joined Jan 14, 2013

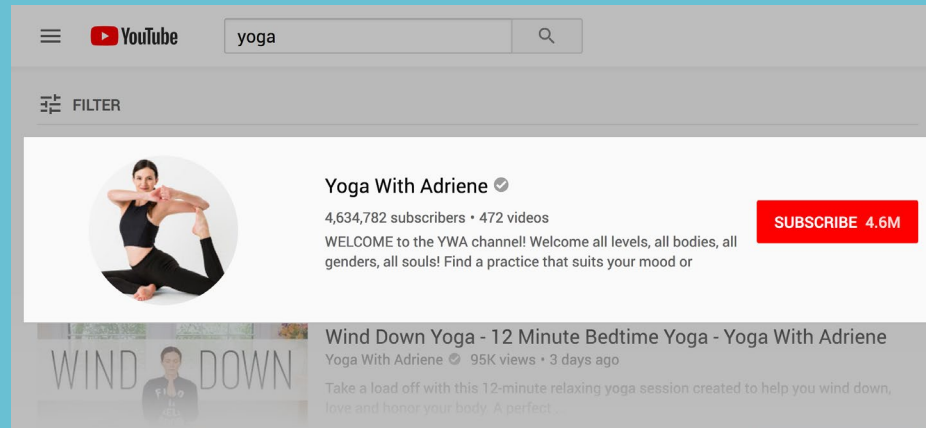
Description

Backlinko is where marketers turn to get higher rankings and more traffic.

My channel is all about teaching you insanely actionable SEO, link building and content marketing strategies that you can use to grow your business.

So if you're a pro marketer that wants to use search engine optimization to get more targeted traffic to your site, make sure to subscribe to my channel right now.

Pro Tip: Also include a few keywords in your channel description. This can help your channel show up in the search results. Here's an example:

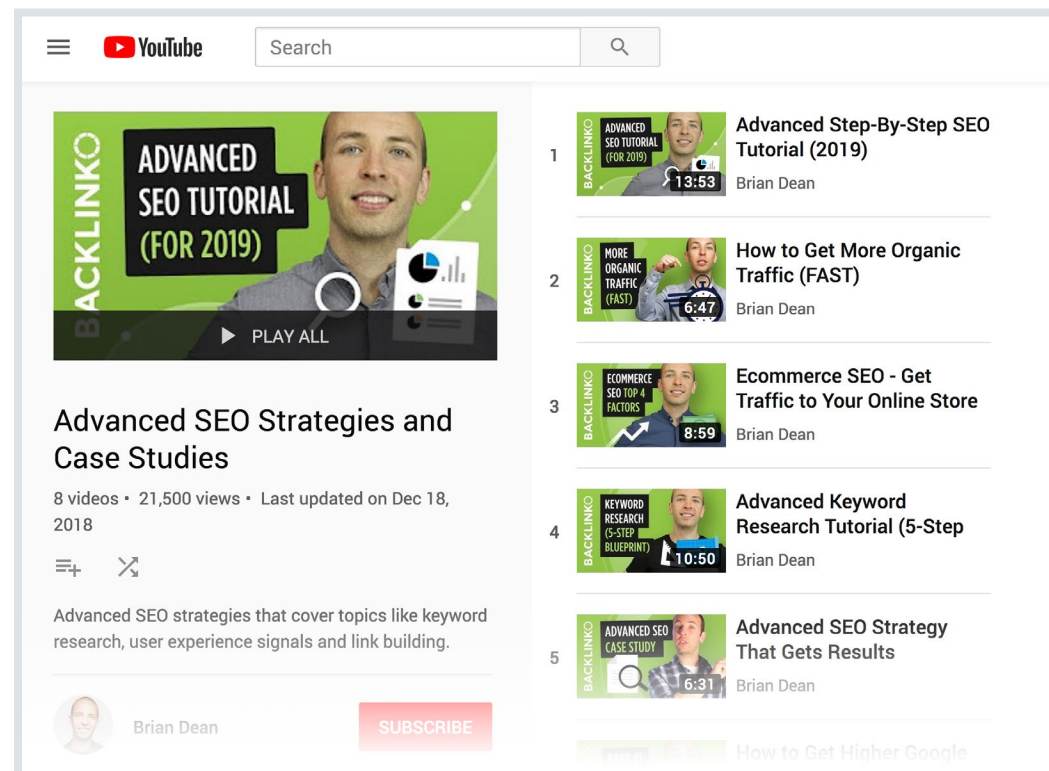


Playlists

[Share](#)

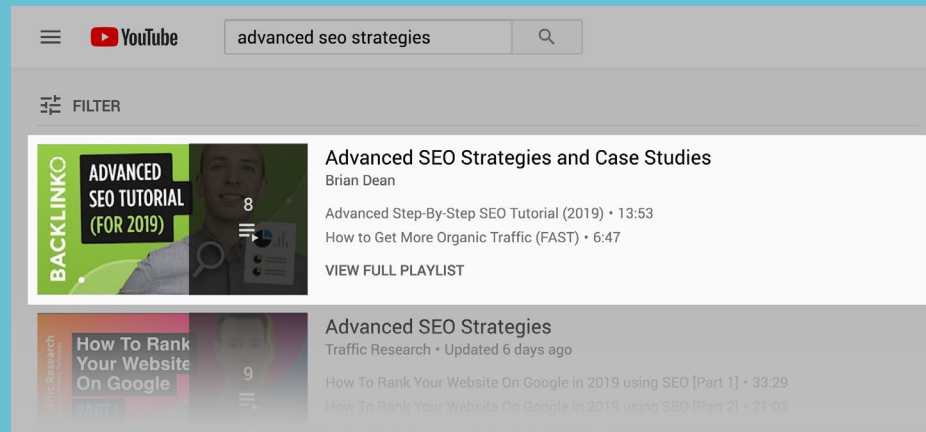
Your playlists should represent what your channel is all about.

For example, my channel has a playlist called **“Advanced SEO Strategies and Case Studies”**:



Because my channel targets pro marketers (not newbies), this playlist appeals to that group.

Pro Tip: Keyword-optimize your playlists for long tail keywords. That way your playlists can rank for that term:



Share



Number of Subscribers

[Share](#)

Do channels with more subscribers get a built-in rankings boost?

It's hard to say.

After all, popular channels get more views every time they publish a new video.

So it's impossible to know whether your subscriber count is a direct — or indirect — ranking factor.

Either way, the more subscribers you have, the better your videos will perform in YouTube.

Here's how to get more subscribers:

#1: Channel Trailer

Share

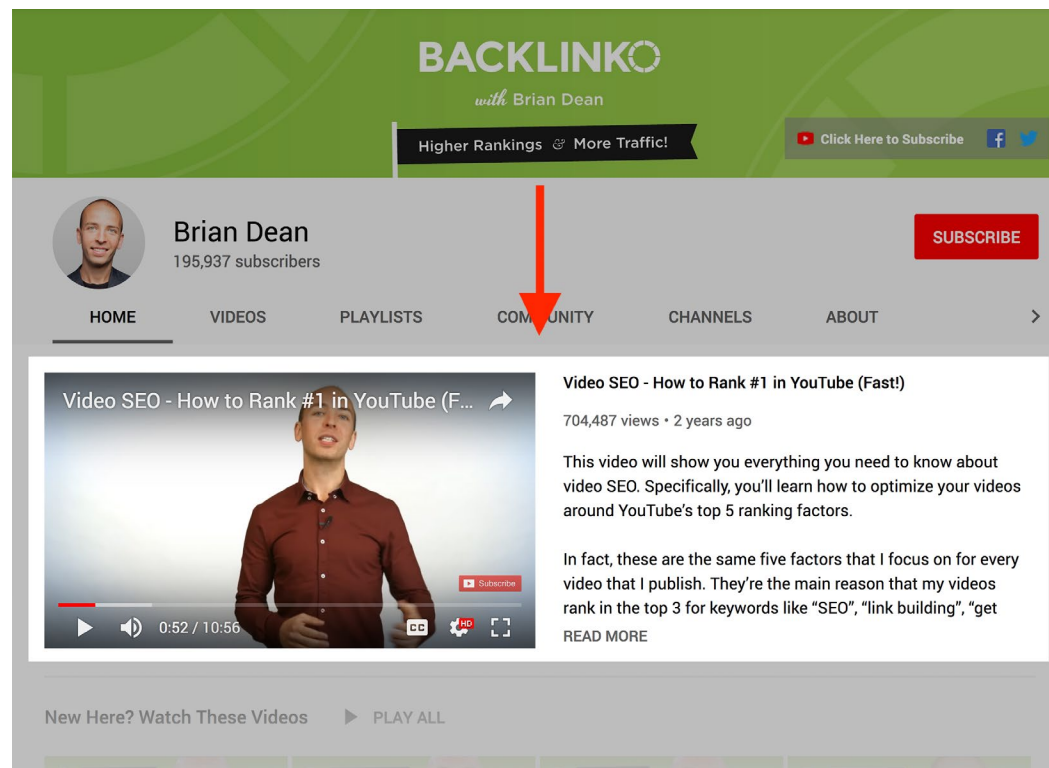


Your trailer is your channel's pitch.

Besides your header, it's the first thing someone sees when they visit your channel:

You have about a minute to answer these questions from potential subscribers:

- Who are you?
- Why should I care?
- What makes your channel unique?
- Why should I subscribe?



But if you can answer these questions, you can turn your viewers into loyal subs.

Here's an example of an excellent trailer:

What makes this trailer awesome:

1. It's short (a shade over a minute)
2. It's funny
3. It leaves ZERO doubt about what the channel is about



Share



#2: Ask People To Subscribe At The End of Every Video

Share



I mentioned this in chapter 2, but it bears repeating here.

Ask viewers to subscribe to your channel...**at the end of every video.**

If someone made it all the way to the end of your video, they're primed to subscribe. And sometimes all they need is a little nudge.


Your "subscribe to my channel" CTA is that nudge. I mean, even the Star Wars YouTube channel does it.



#3: Link to Your Channel From Your Site

Make sure to add a YouTube link to your list of social media profiles.

Share



Chapter 5

Ranking Videos In Google





In this chapter you'll learn how to rank videos in Google.

The Secret to Getting Your Videos Ranked in Google

Share



Here's the deal:

Google earmarks certain keywords for video results.

I call these "Video Keywords".

And the secret to ranking your videos in Google is to target Video Keywords.

In my experience, if you optimize your video around a keyword that **doesn't already have a video in Google**, it's going to be VERY hard for it to rank.

For example, “how to clean an iphone” is a video keyword:

Share



[All](#)
[Videos](#)
[Shopping](#)
[Images](#)
[News](#)
[More](#)
[Settings](#)
[Tools](#)

About 459,000,000 results (0.64 seconds)

Cleaning your iPhone - Apple Support

<https://support.apple.com/en-us/HT207123> ▼

Sep 20, 2018 - To **clean** your **iPhone**, unplug all cables and turn it off. Use a soft, slightly damp, lint-free cloth. Avoid getting moisture in openings. Don't use window cleaners, household cleaners, compressed air, aerosol sprays, solvents, ammonia, abrasives, or cleaners containing hydrogen peroxide to **clean** your **iPhone**.

Videos

THE 3 BEST WAYS TO CLEAN YOUR IPHONE 2:27

3 Best Ways To Clean Your iPhone

Tech Insider
YouTube - May 9, 2016

CLEAN UP YOUR IPHONE & IPAD 6:45

Clean Up Your iPhone or iPad IN UNDER 10 MINUTES!!!

David A. Cox
YouTube - Mar 20, 2018

How To Clean Your iPhone Speakers Hole? 2:49

How To Clean Your iPhone Speakers Hole?

Kruno Eti
YouTube - Nov 24, 2017

How to clean your iPhone | iMore

<https://www.imore.com/how-clean-your-iphone> ▼

Dec 23, 2018 - The world is kind of disgusting, but you can make a piece of yours less gross by putting together a **cleaning** kit for your **iPhone**.

How to Clean a Dirty iPhone: A Step-by-Step Guide - MakeUseOf

How to Find Video Keywords

Share



The simplest way to find Video Keywords is to search for your potential keyword in Google.

If you see at least one video result in the top 10, great.

If not, you may want to consider a different keyword.

The screenshot shows a Google search for "lightsaber battle". The search bar at the top contains the text "lightsaber battle" and a magnifying glass icon. Below the search bar are tabs for "All", "Videos", "Images", "Shopping", "News", "More", "Settings", and "Tools". The "All" tab is selected. Below the tabs, it says "About 12,100,000 results (0.48 seconds)". Under the heading "Videos", there are three video thumbnails. Each thumbnail has a play button icon and a duration in the bottom right corner. The first video is titled "Ferocity - LCCX's Winning Lightsaber Duel" with a duration of 2:58, from "Blind Wave (Old Channel)" on YouTube, dated Oct 13, 2012. The second video is titled "Expert Sword Fighter Reviews Star Wars Lightsaber Battle Scenes" with a duration of 6:50, from "BuzzFeed Multiplayer" on YouTube, dated Aug 12, 2018. The third video is titled "Every Lightsaber Duel from Star Wars (Episodes 1-6)" with a duration of 22:08, from "James" on YouTube, dated Apr 26, 2015. To the right of the third video is a right arrow icon. Below the video results, there is a text link titled "Lightsaber battles are as fun and fantastic in real life - The Verge" with a URL "https://www.theverge.com/2016/.../lightsaber-battle-group-star-wars-outside-sdcc-201..." and a snippet of text: "Jul 24, 2016 - It turns out, lightsaber battles are real — and really entertaining. Last night, well over a hundred people gathered in San Diego's Balboa Park, ...".

Pro Tip: The top 3 spots in Google get 55% of all clicks. So keep an eye out for keywords that have a video result in the top 3. Your video won't get nearly as much traffic if it ranks in positions 4-10.



How to Rank YouTube Videos in Google

Now that you've created a YouTube video around a Video Keyword, how do you get it to show up in Google?

The "secret" is to create an awesome video (which covered Chapter 2) and then optimize that video (which is what Chapter 3 is all about).

Other than that, it's all about getting backlinks to your video. Like any page on the internet, the more high-quality backlinks you build, the higher you'll rank.

I show you how to promote your videos in the next chapter.

Ranking Self-Hosted Videos in Google

[Share](#)

What if you self-host your videos on your site?

For example, let's say that you post your videos to your blog with a service like Wistia.

Can you get those videos to rank?

Technically...yes. But it's A LOT harder to rank a self-hosted video than a YouTube video.

In fact, 82% of all video results in Google are from YouTube.

(Considering that Google owns YouTube, this shouldn't come as a surprise).

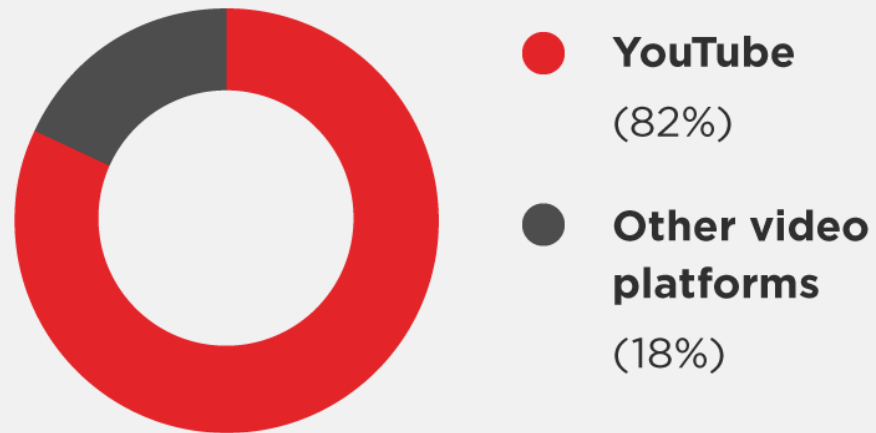
That said, it is possible to rank self-hosted videos.

Here's how:

Share



YOUTUBE'S SHARE IN VIDEO INTEGRATIONS



#1: Put The Video at The Top Of Your Page

Share



This shows Google that your video is the main piece of content of that page.

So make sure your video is at the very top of the page...or right after a brief text-based intro:

BACKLINKO[ABOUT](#)[CONTACT](#)[NEWSLETTER](#)

How to Rank For Any Keyword (This is The Exact 1-2 Punch I Used to Rank #4 for “Backlinks”)

Click the play button to see the EXACT step-by-step process:

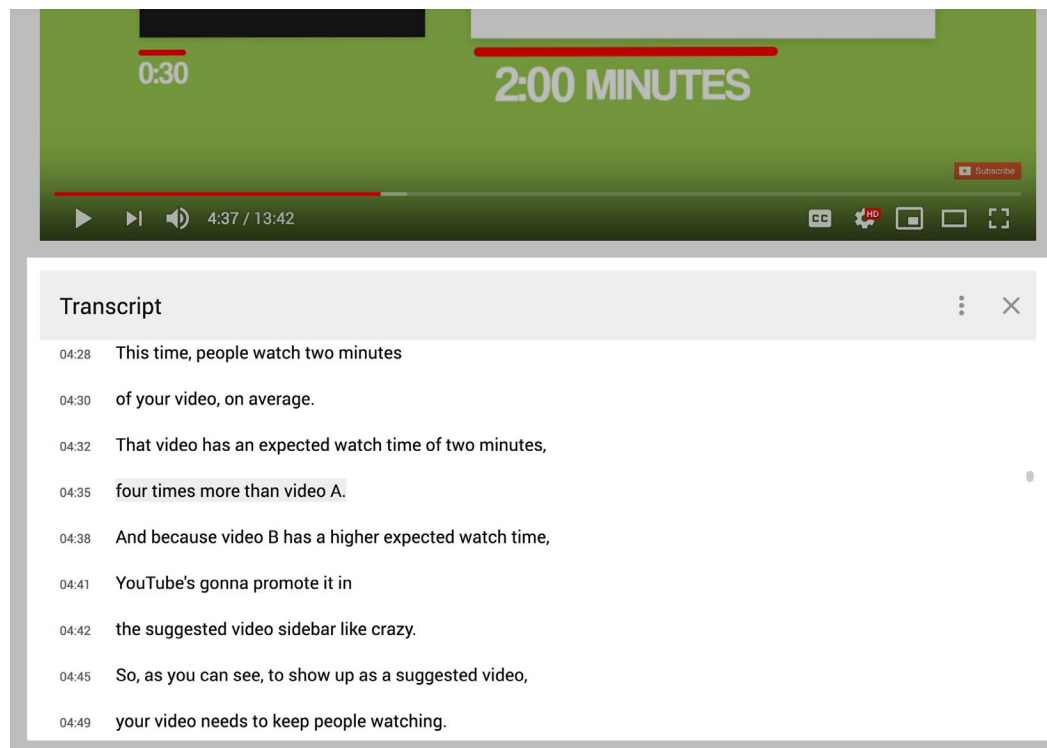


#2: Publish a Transcript Below Your Video

Share



A full transcript below your video helps search engines understand what your video is all about.



Pro Tip: Optimize your transcript for readability. Most people just copy and paste a big ol' transcript. Instead, make your transcript easy for people to read and skim. This will improve your dwell time and reduce bounce rate -two key Google ranking factors.

#3: Use Video Schema

Share



Google and Bing both support Video Schema markup.

[This guide from Google will give you the full run-down.](#)

But in general, here's what you need to have in place:

1. **Keyword-Rich Video Title:** Don't use a generic title like "video 5_version 3.4". Instead, write a title like: "5 Ways to Rank Videos in Google".
2. **Video Description:** This is a brief description of what your video is all about. Make sure to use your target keyword once here.
3. **Video Duration and Upload Date:** No description needed (I hope)
4. **Eye-Catching Thumbnail:** This is what will appear in Google's search results, so make it good.

You can set up this schema code manually. But it's kind of a pain. Instead, I recommend hosting your videos with Wistia or using the the Yoast WordPress plugin for videos.

Now that your video is live, it's time to get the word out.

Chapter 6

Video Promotion Strategies





400 hours of video are uploaded to YouTube... every minute.

(Seriously, take a second to think about how crazy that is).

With so much video flying around the platform, even your best videos need serious promo.

And in this chapter I'll show you how to promote your videos.

Announce New Videos to Your Email List

Share



This is simple...but darn effective.

Whenever you publish a new video, let your email subscribers know about it:



Brian Dean <brian@backlinko.com>

brian@backlinko.com

Hey,

So I recently discovered a new strategy for getting views on YouTube.

("The Sequel Technique")

And it's working GREAT right now.

In fact:

I recently used this exact approach to get 25,339 views on a brand new YouTube video... in 13 days.

And in today's video I'll show you exactly how I did it, step-by-step.

Here's what you'll learn in today's new video:

- The exact process I use to optimize my video title, description, tags and more.
- How Jeff used The Sequel technique to get 1m+ views on a brand new video
- YouTube's little-known ranking factor ("EWT"), that's going to be HUGE in 2019.

[Check out the new video right here.](#)

And then leave a comment.

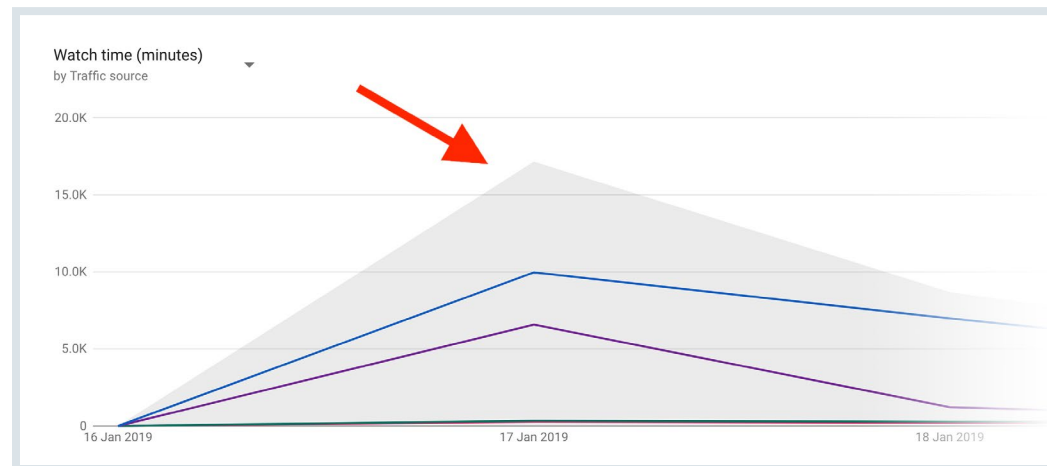
Talk Soon,
Brian

This is a win-win.

Your subscribers get access to premium video content. And your video generates lots of high-quality views.

This view spike can push your video to people's YouTube homepages...

Share

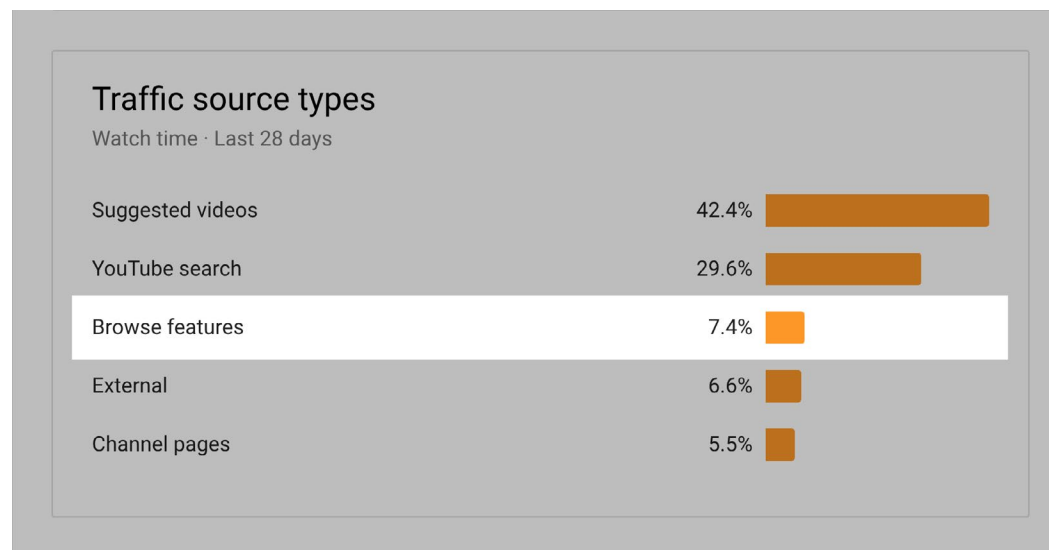


...which leads to more views.

Pro Tip: YouTube suggests videos on your homepage that are similar to videos you recently watched. And this is now bigger than YouTube search and "Suggested Videos" combined. So you 1000% need to optimize videos so they appear on the homepage.

You can easily see if your video shows up on people's homepages. Go to your YouTube Studio Analytics. Click on "Reach Viewers" → "Traffic Source Types" → "Browse Features":

Share



If your video is high-quality and well optimized, it should pop up in the homepage after a few days of promo.

And if your video is up to snuff, it'll rank in YouTube's search results in no time.

Share Your Videos On Social Media

Share



I know what you're thinking: "Thanks Captain Obvious!"

It's not as effective as promoting videos to your email list. But you can get some buzz on your new video by sharing it on Twitter, Facebook and Pinterest:



Brian Dean

@Backlinko

How to Get More Views on YouTube — NEW Strategy for 2019

-The exact process I use to optimize my video title, description & tags

-How Jeff got 1M views on a new video

-YouTube's little-known ranking factor ("EWT"), that's going to be HUGE in 2019

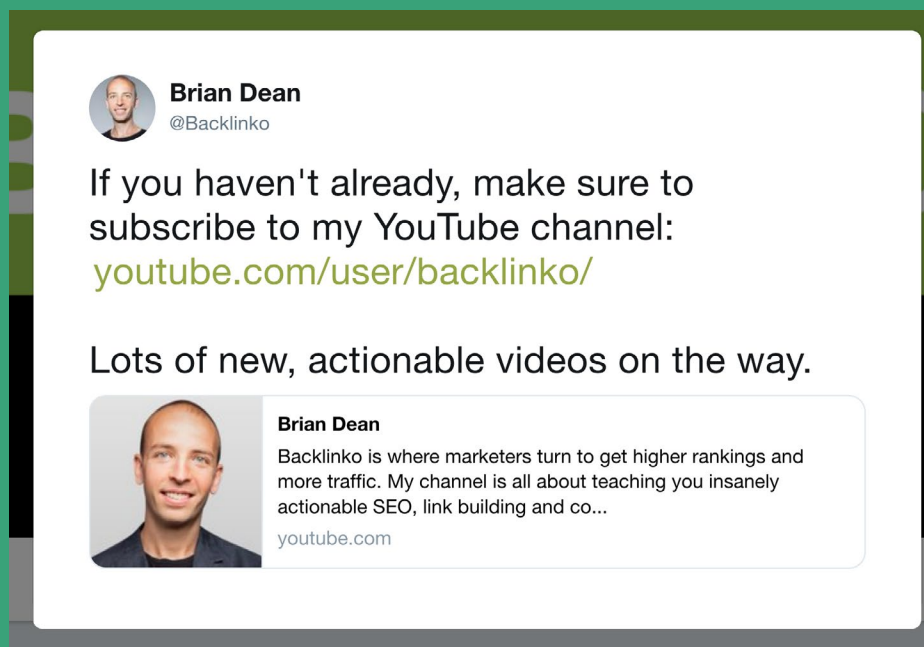


How to Get More Views on YouTube (Works GREAT In 2019)

In this video you'll learn exactly how to get LOTS of views on YouTube in 2019. These are the same strategies that I used to take my brand new channel from s...

youtube.com

Pro Tip: Ask your social media followers to subscribe to your YouTube channel.



If they follow you on social they're VERY likely to hit your channel's subscribe button without thinking twice.



Embed Videos In Your Blog Posts

[Share](#)

Embeds help your videos rank for two reasons:

1. Embeds are a YouTube ranking signal
2. Embeds create a backlink to your video

So don't be afraid to embed your best videos in your blog content. These embeds can make a HUGE dent in your video views (especially if you don't have a lot of subscribers yet).

And it's a subtle way of letting your readers know that you have an awesome YouTube channel.

CTR is a user experience signal that Google is paying more and more attention to.

I reveal EXACTLY how to boost click-through-rate (CTR) in this video:



Promote Other Videos In Your End Screen

Share



I always put a “Next Video” on my end screen.

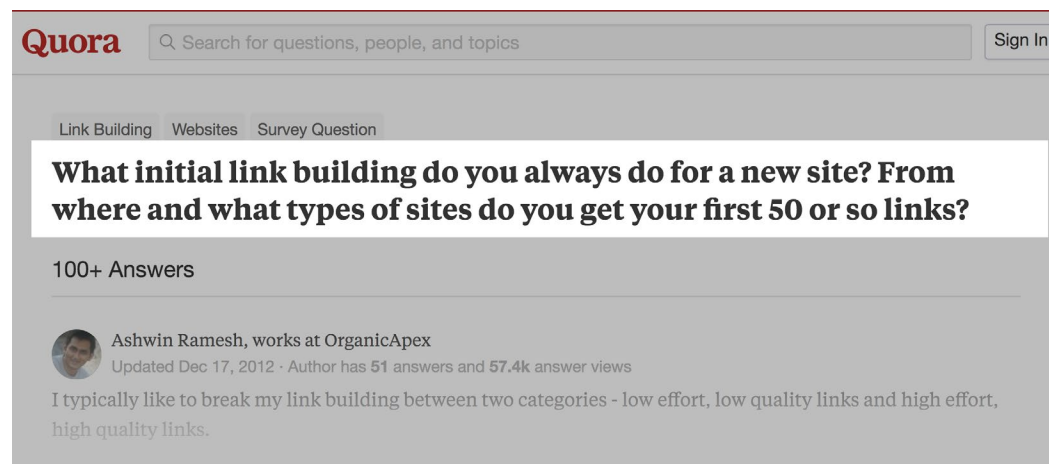
This little trick promotes videos that need some TLC. And it boosts your Session Watch Time.



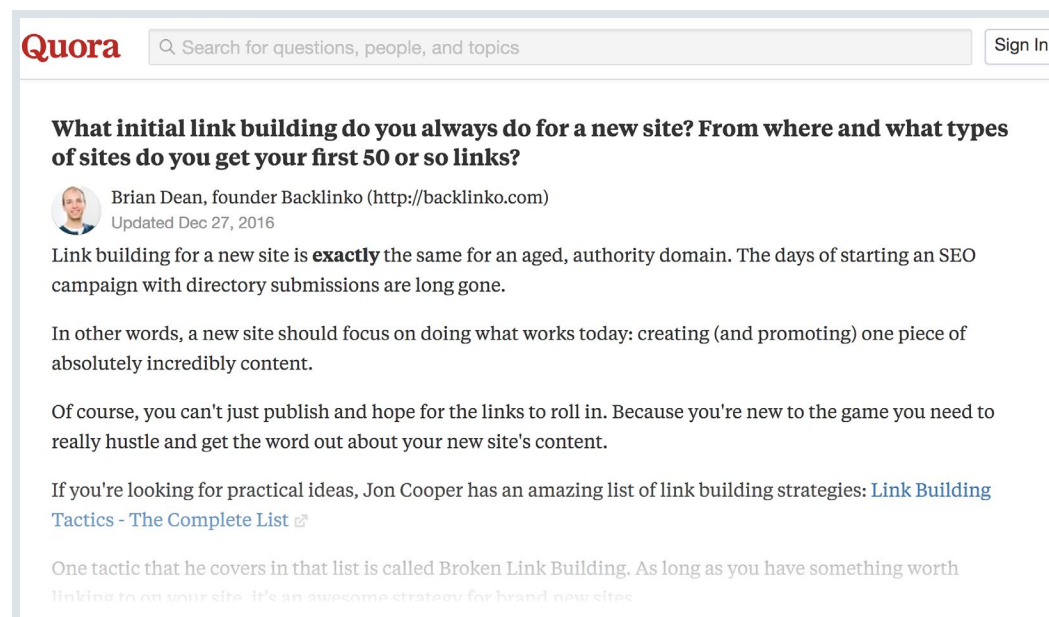
Share Videos on Forums and Quora

Share

First, keep an eye out for a question that your video could help answer.



Then, provide a full answer in text form.



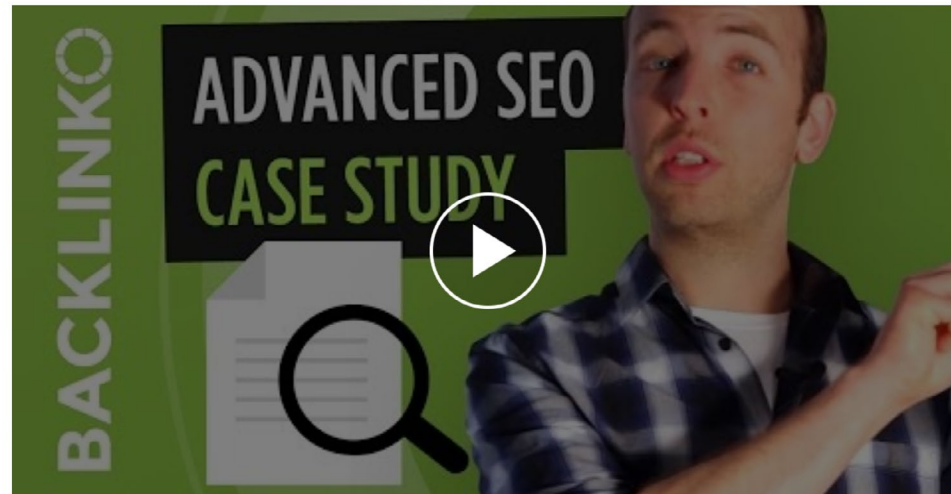
Finally, link to your video as a way for people to find more info on that topic.

Share



One tactic that he covers in that list is called Broken Link Building. As long as you have something worth linking to on your site, it's an awesome strategy for brand new sites.

My video goes into lots of detail on that strategy:



Other strategies include blogger outreach (basically getting your site in front of influencers), guest posting (when done right) and building links from resource pages.

Want more actionable SEO content like this? Then make sure to subscribe to my YouTube channel right now.



SUBSCRIBE

